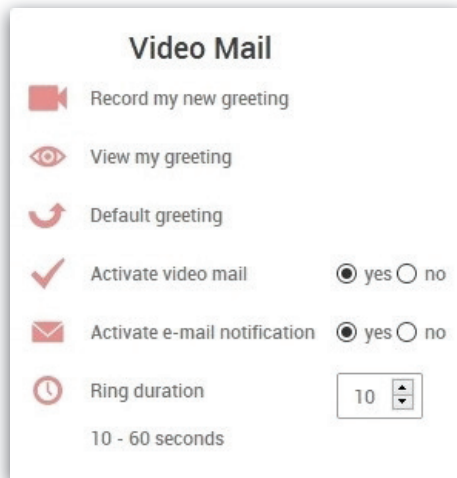


## Choose Your Greeting




You have the choice between using the default VRS greeting for Video Mail or recording your own. If you do not record your own, your callers will receive the default greeting.

To record your own greeting, select 'Record my new greeting' in the 'Video Mail' section of the app's Settings.

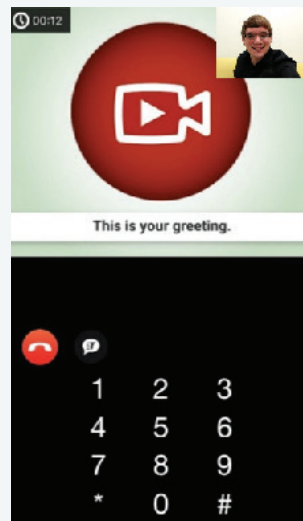
A button with a red camera icon and the text 'Record my new greeting'.

After selecting 'Record my new greeting', the following screen will appear and a call to 99991 (Record Greeting) will automatically be made. Your camera will activate just like you were making a VRS call and you should see video of yourself fill the call screen. Once the video of yourself has filled the call screen, recording will automatically begin and you can start signing your greeting.


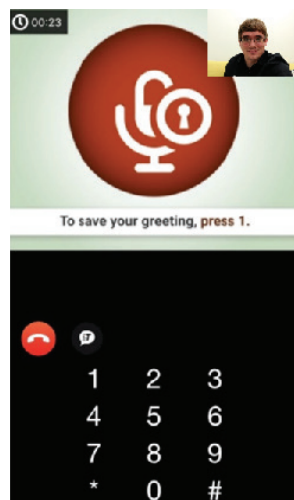


After you have signed your greeting, press any number on the app's keypad or the number pad on your device to end the recording. If you want to use the app's keypad, select the keypad icon. Remember: do not press the red hang up button. If you hang up without making a choice, the changes will be lost and the previous greeting will be used.


After you have recorded your greeting, you will see what is pictured below and your greeting will play.



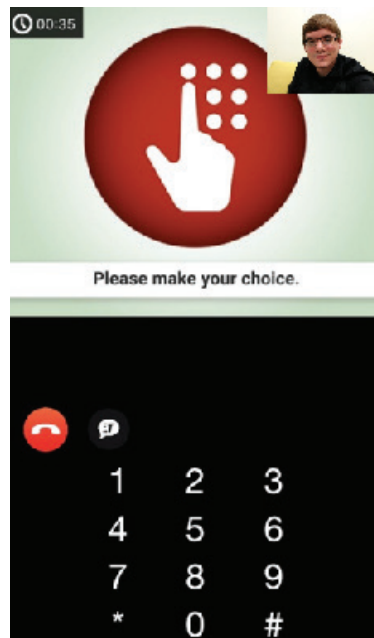
Once the replay of your greeting has finished, you will be given the option to save or rerecord it. If you are satisfied with your greeting, press '1' to save it. If you are not satisfied with your greeting, press '2' to record it again. Instructions will be provided on the greeting screen.



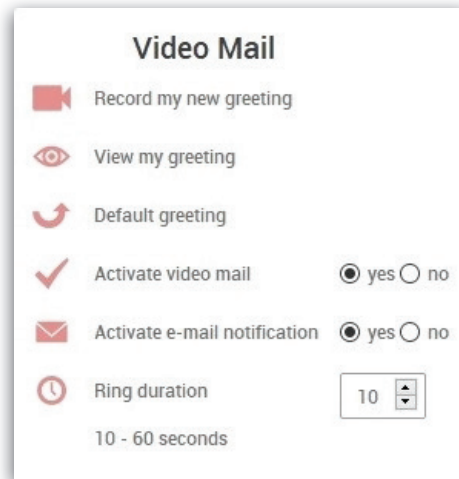
If you select '1' and save your greeting, you will see the following message:



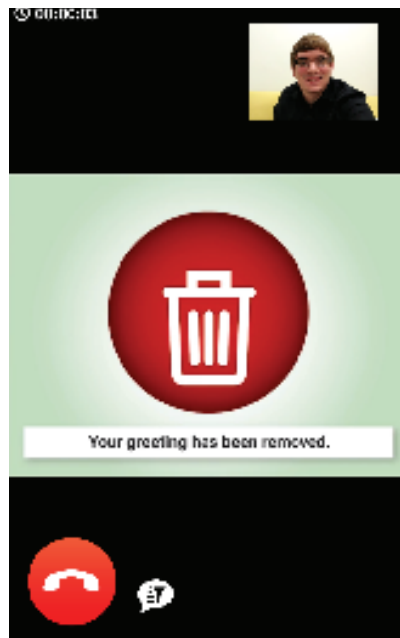
If you do not make a choice in the time allowed, you will see the following screen, prompting you to choose an option.



## ***USE THE DEFAULT GREETING***



The default greeting simply gives callers your number and then prompts them to leave a video message. To use the default greeting, select 'Default greeting' in the 'Video Mail' section of the app's Settings. If you have recorded your own greeting already, selecting 'Default greeting' will erase your personal greeting and you will see the message below.



If you stay in the app after selecting the default greeting, you will be given the following options:

